



AKSA AKRİLİK
KİMYA SANAYİİ A.Ş.

INVESTOR PRESENTATION

CONTENT

1

Aksa in Brief

2

Business Information

3

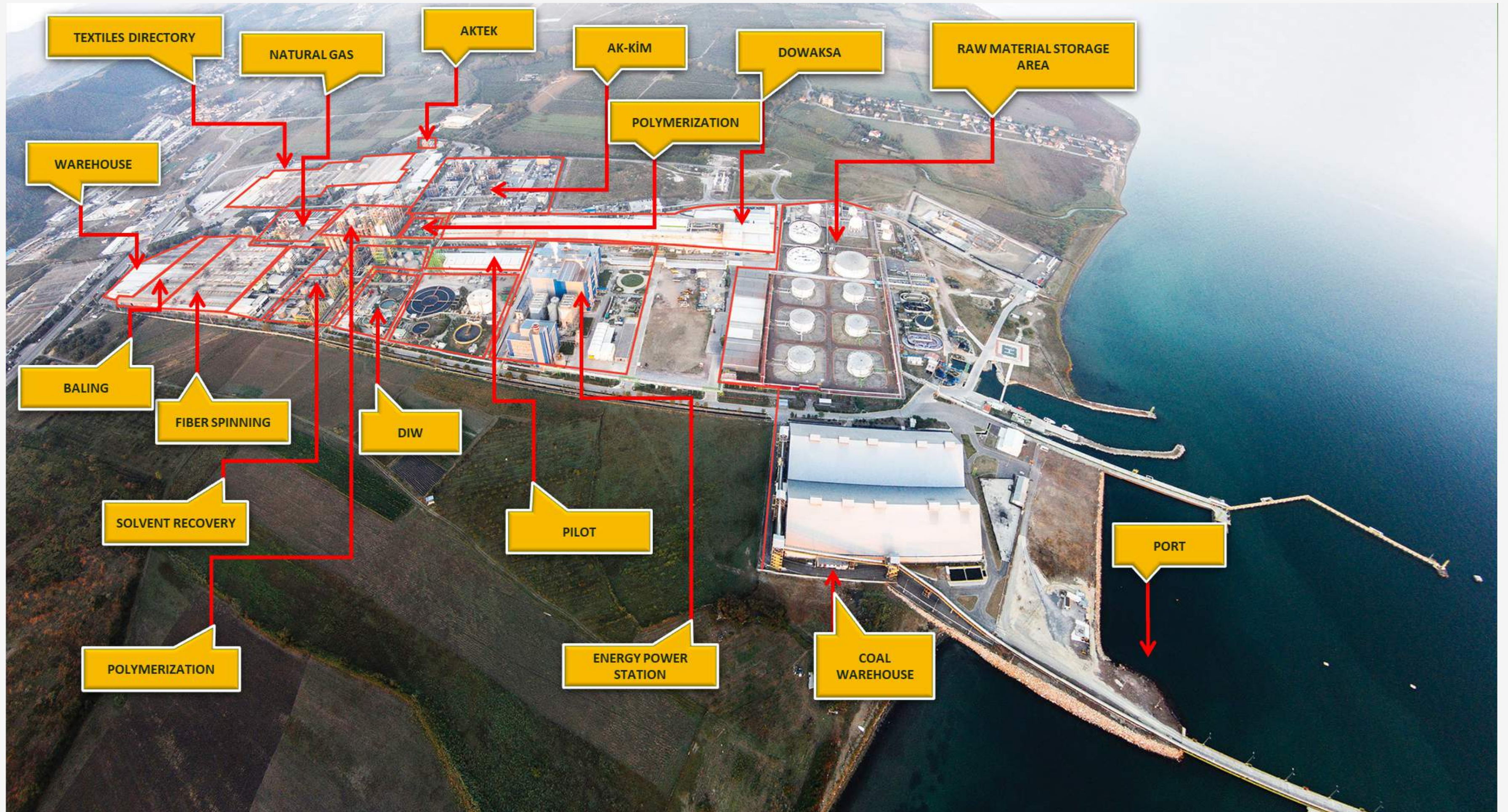
Highlights in 2023

4

Financial Information



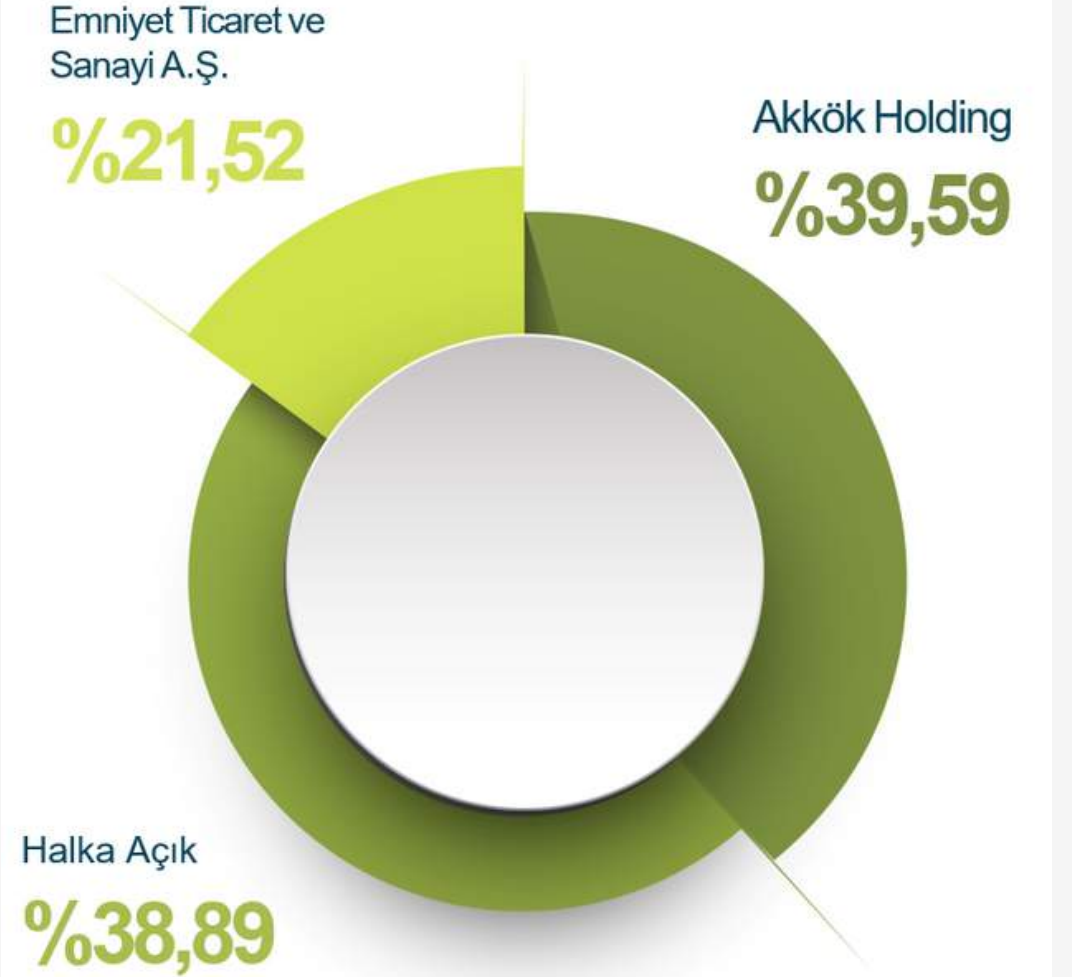
PRODUCTION FACILITY



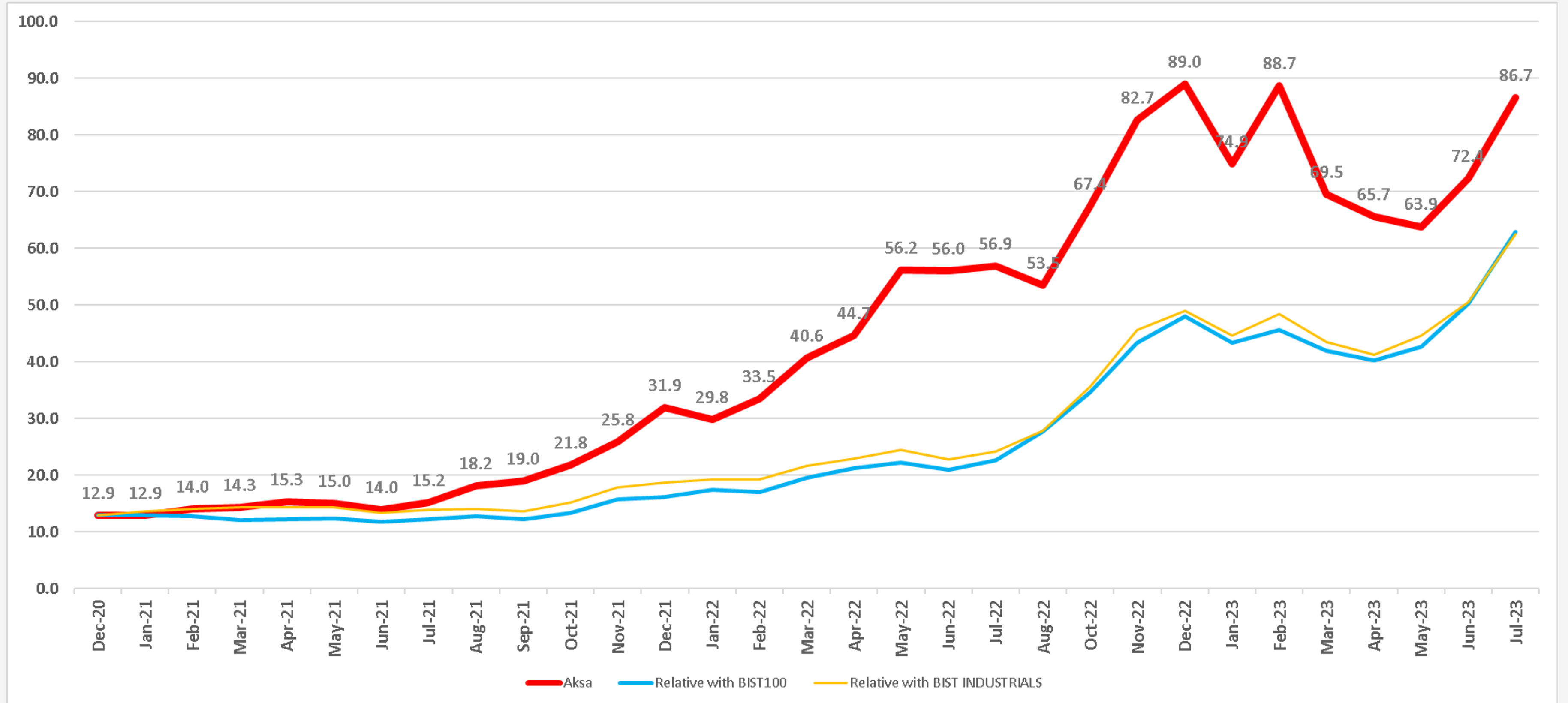
AKSA IN BRIEF

Company Name	Aksa Akrilik Kimya Sanayii A.Ş.
Establishment	1968
Paid Capital	323.750.000 TL
Stock	Borsa İstanbul (BİST) (1986>)
Stock Code	AKSA
Adress	Merkez Mahallesi Ali Raif Dinçkök Caddesi No:2 Çiftlikköy - Yalova, Türkiye
Web	www.aksa.com
E-mail	ir@aksa.com
Tel. / Fax	0 226 353 25 45 / 0 226 353 33 07

Ortaklık Yapısı



AKSA STOCK PERFORMANCE



AKKÖK HOLDING



Chemicals



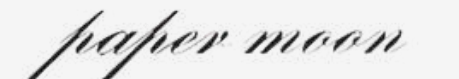
Real Estate



Energy



Services



AKKÖK HOLDİNG

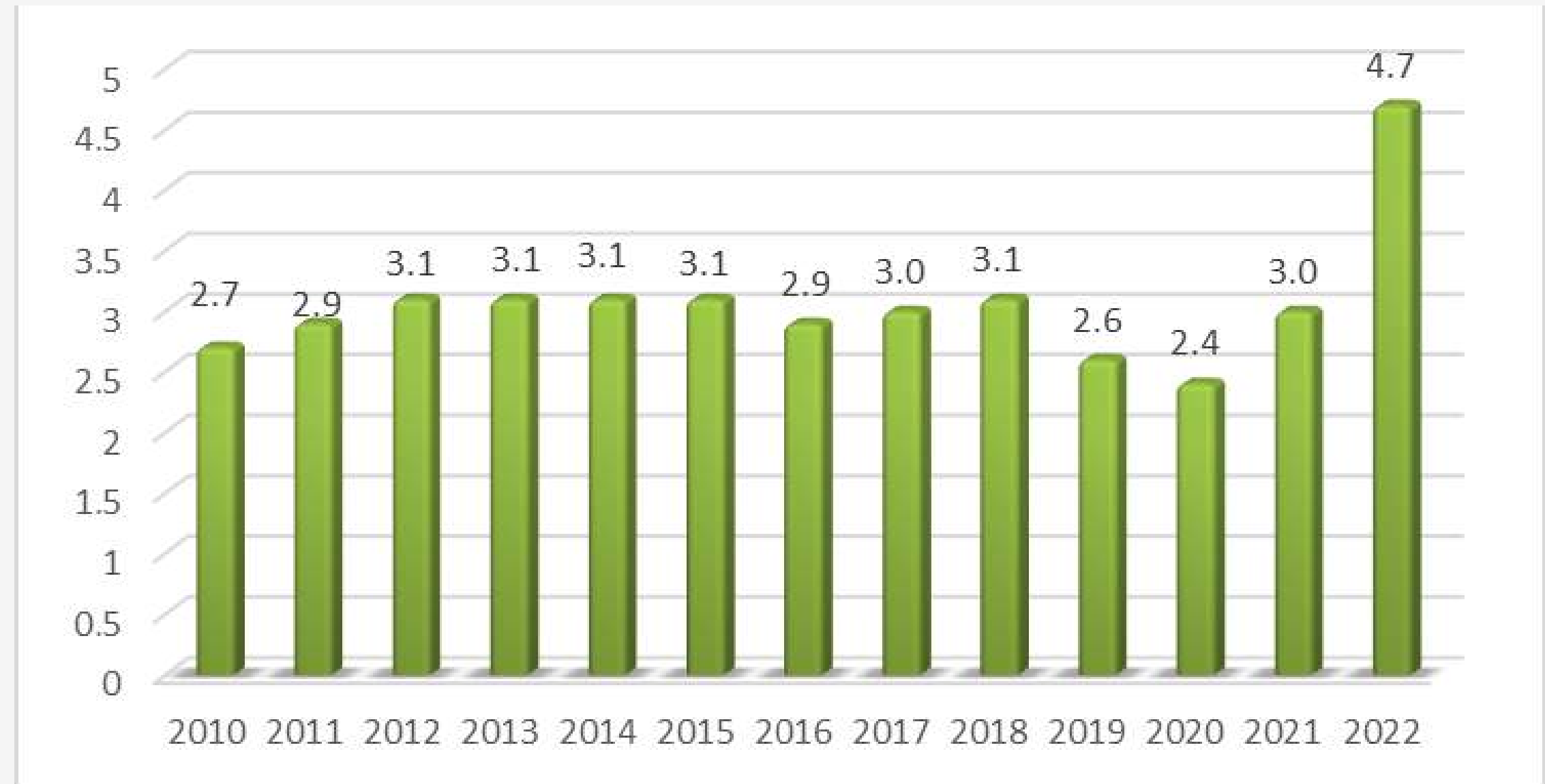
Net Sales (Bilion USD)

General Information

5.000+ Employee

23 Company

4 Listed Company



CORPORATE GOVERNANCE




**Aksa is at the 2st position
as of 2022 BİST corporate
governance index
(2022,2021,2020,2019 2st)
(2018, 2017, 2016 1st)**



**Aksa is one of the
biggest 42
industry companies from
the beginning of the
index.
(2020: 50 th)**



**Textile & Textile Raw
Materials Exporters
1st Position**



Milestones

1960

-

1970s

- Company Foundation
- The plant in Yalova began to operate with a capacity of 5,000 tons /year
- First export
- Increasing the capacity to 35,000 tons/year

- Distributed Control System (DCS) was established for the first time in Turkey
- Acrylic fiber production capacity reached 116,000 tons/year
- Jel dying tech was developed and dyed tow production initiated
- Realized the first CCE steam generation in Turkey

1980s

-

1990s

- Carbon Fiber production
- Capacity increased to 352.000 tons/year
- Carbon Fiber Company is founded via a partial spin-off
- Included in the Turquality Program, state-sponsored brand development initiative
- Achieved to have the highest note in Corporate Governance Index in 2016,2017,2018
- Obtained the First Credit Rating Note
- Founded the R&D Center

2000s

Content

1

Aksa in Brief

2

Business Information

3

Highlights in 2023

4

Financial Information



STRATEGIC BUSINESS UNITS



Acrylic Fibers

- Largest acrylic fiber producer in the world
- %25 Global, ~%80 domestic market share
- ~1 mio.USD revenue
- Export over 50 countries



Technical Fibers

- High value-added products / Develop fibers for technical end-use areas
- Global market leader



Energy

- 145 Mw electricity licence
 - ~80 mio USD revenue
-

ACRYLIC FIBER



Acrylic Fiber (Synthetic Fiber)



Wool (Natural Fiber)



- Washable and keeps its shape



- Resistance to moth, oil and chemicals



- Dyeable with bright, resistant colours



- Resistance to sunlight



- Wool-like in appearance and touch (natural and warm)

Clothing
Toys/Plush
Carpet
Hand Knit Home
Textiles



Clothing
Toys/Plush
Carpet
Hand Knit Home
Textiles
Denim



Protective Clothing



ACRYLIC FIBERS



Carpet
Home
Textiles
Outdoor





Outdoor



Filtration
Concrete Admixture
Automotive

TECHNICAL FIBERS



- **Industrial Applications (Dust filter, filling material, car batteries)**
 - **Outdoor Applications (Car roofs, boat covers, tarpaulins, outdoor furniture)**
-



DOWAKSA

Carbon Fiber

A value-added, strategic product that addresses the most important problems facing the world and our country:

- ✓ Increasing the energy production of wind turbines
- ✓ Reducing fuel consumption in automobiles
- ✓ Strengthening infrastructure and structures to protect them against earthquakes and extend their lifespan



CARBON FIBER - USES

1

Wind Turbine Blades and
Power Transmission



3

Defense



Aerospace

2



Civil Infrastructure

4





Global Market Share 25%

Market Share in Turkey ~%80

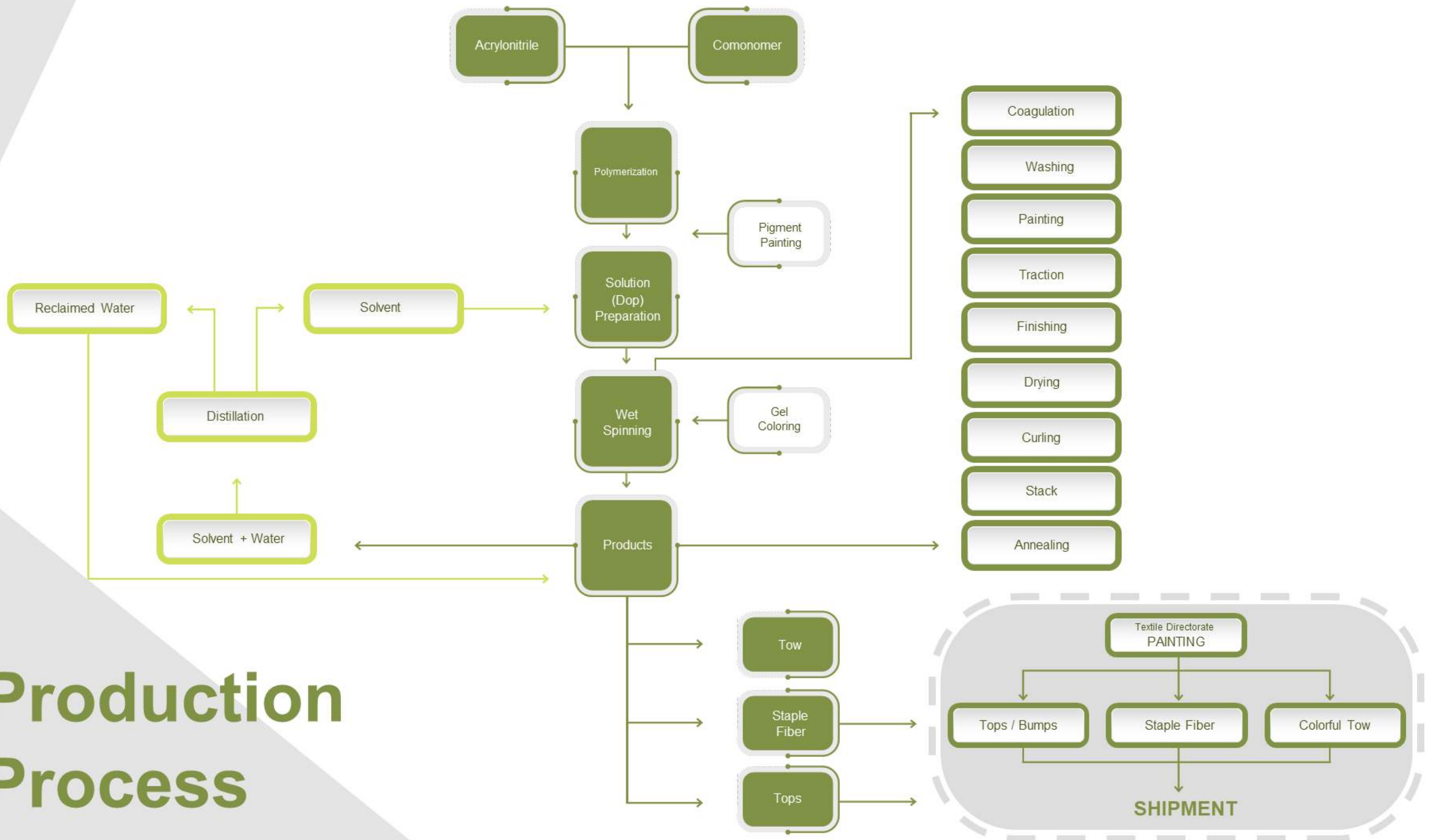
**Technical Fiber
(Outdoor Acrylic Fiber)
Our World Market Share
➤50%**

**Capacity
utilization rate 90%**

Last 5 years average 86%

MARKET SHARE

Production Process



CONTENT

1
2
3
4

Aksa in Brief

Bussines Information

Highlights in 2023

Financial Information



2023 HIGHLIGHTS

01

Dividend Payment

In April dated General Assembly Meeting, dividend amount for shareholders is settled as 780 Mio TRY.

02

Non-current Financial Asset Sale

Regarding the sale of Aksa Egypt Acrylic Fiber Industry SAE ("Aksa Egypt") shares to Wassilatex Spinning Company ("Wassilatex"), with the decision of the Board of Directors dated 17 November 2022, the price of the said shares, 49,917,450 LE, has been collected. With the general assembly organized by Aksa Egypt, the company's board of directors are changed and the transfer of the company is completed.

03

Commissioning of Investments

As part of the efforts to find new usage areas for acrylic fiber, the second phase investment of the short fiber yarn production facility ("Aksafil") with air jet spinning technology, the first phase of which was commissioned at the end of 2021, have been completed, and the commissioning works are continuing gradually.

Investment and commissioning of two (2) new production lines to increase acrylic fiber production capacity has been completed.

According to the new capacity reports prepared according to the product range planned to be produced, the current installed capacity of our Company has been determined as 355 thousand tons/year for acrylic fiber and 6.6 thousand tons/year for Aksafil facility.

2023 HIGHLIGHTS

04

Joint Venture - Commissioning the investment

The investment to increase the current capacity of our company's joint venture DowAksalleriKompozitMalzemeler Sanayi Limited Şirketi from 6 thousand tons/year to 9 thousand tons/year have been completed and the new line has been commissioned.

05

Incentive Certificate to Tecnickal Yarn Facility Investment

The investment incentive certificate in the new investment status, which includes a part of the Technical Yarn investment, is published in the official gazette, which we announced the investment with the statement we made on April 28, 2022. Within the scope of the said document, tax reduction of 60%, investment contribution rate of 25%, customs duty exemption, VAT exemption and insurance premium employer's share support have been determined for the investment amount of 311 million TL.

Mithra Investment

06

The investment incentive certificate in the new investment status, which includes a part of the Technical Yarn investment, is published in the official gazette, which we announced the investment with the statement we made on April 28, 2022. Within the scope of the said document, tax reduction of 60%, investment contribution rate of 25%, customs duty exemption, VAT exemption and insurance premium employer's share support have been determined for the investment amount of 311 million TL.

CONTENT

1
2
3
4

Aksa in Brief

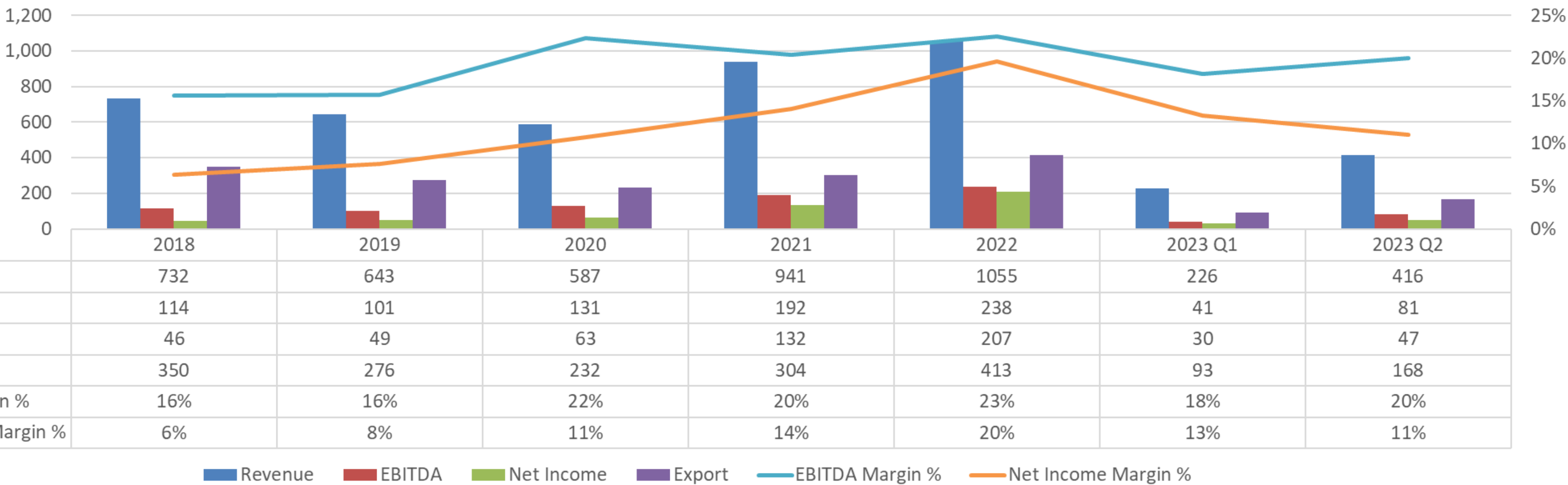
Business Information

Highlights in 2023

Financial Information

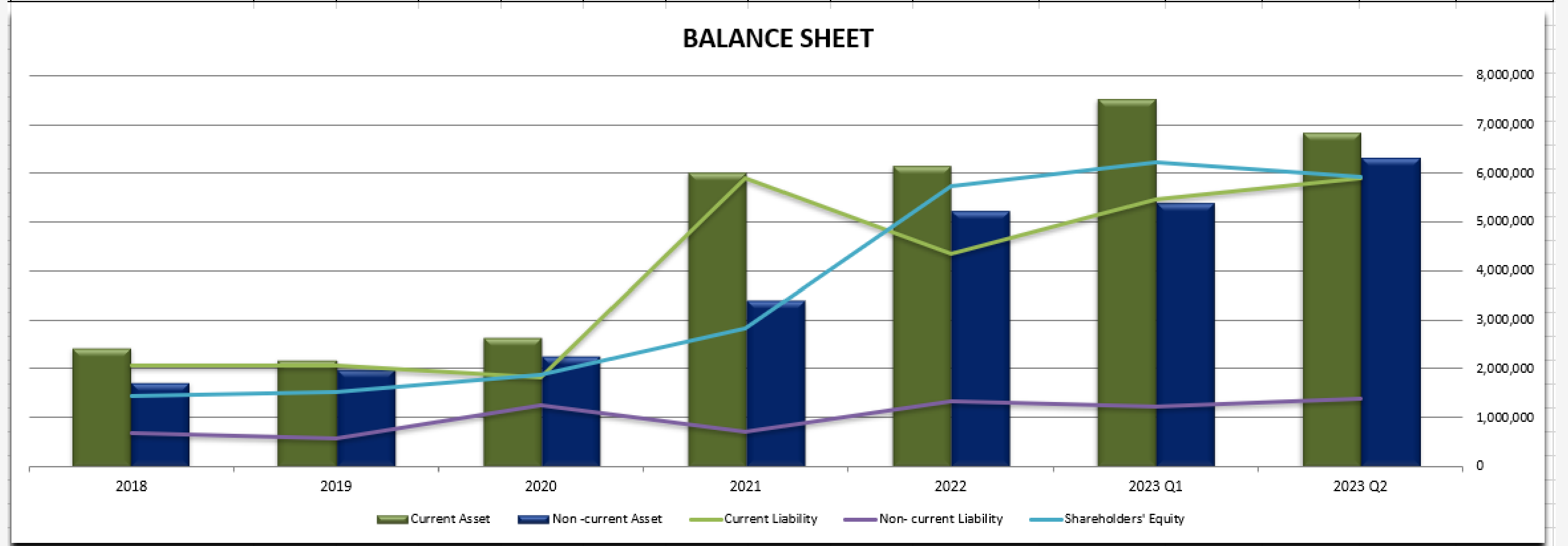


INCOME STATEMENT (USD)



BALANCE SHEET (KTL)

	2018	2019	2020	2021 Q1	2021 Q2	2021	2021 Q3	2022 Q1	2022 Q1	2022 Q2	2022 Q3	2022	2023 Q1	2023 Q2
Current Asset	2,448,122	2,179,759	2,653,990	2,711,197	3,061,467	6,028,316	3,717,691	6,105,593	6,105,593	6,301,344	6,784,944	6,171,072	7,517,227	6,853,690
Non-current Asset	1,740,505	2,008,162	2,272,022	2,458,548	2,591,860	3,414,734	2,760,276	3,700,631	3,700,631	4,035,951	4,488,299	5,246,062	5,409,935	6,335,472
Current Liability	2,057,250	2,071,596	1,818,201	1,765,281	3,057,480	5,908,199	3,524,819	5,479,184	5,479,184	6,051,981	5,557,196	4,344,741	5,466,339	5,897,698
Non-current Liability	683,895	581,105	1,241,651	1,387,852	556,187	700,572	558,224	894,337	894,337	862,587	1,256,930	1,332,055	1,221,411	1,396,426
Shareholders' Equity	1,447,482	1,535,220	1,866,160	2,016,612	2,039,660	2,834,279	2,394,924	3,432,703	3,432,703	3,422,727	4,459,117	5,740,338	6,239,412	5,922,038



EXPECTATION FOR 2023

Capacity Utilization Rate	90% (+/- 5 bps)
Investment Expenditures	\$ 75 Million (+/- \$10 Million)
Revenue (Depend on the price of raw materials)	\$ 900 Million
EBITDA Margin	18-23%

(*)Information reflect expectation of management based on available data. Result may vary according to Company's main performance to be affected by future events and uncertainty depending on but not limited to macroeconomic, financial, global epidemic, political and geopolitical risks.

Legal Warning

This presentation reflects the opinions of the Company Management, including future expectations, in line with the events foreseen in the future, as well as the analysis of the information and financial statements about the Company. Although it is believed that the information and analyzes given are accurate and that the expectations are true, future results may deviate from the projections given here, depending on the change in the factors underlying the projections. Aksa, Aksa Management or its employees or other relevant persons cannot be held responsible for any damages that may arise due to the use of the information in this presentation.